













































Enhancing Quality Education in Mission Public Schools

1. How many school-age children do you have (K-12)?			
		Response Percent	Response Count
none		10.8%	30
1		23.5%	65
2		46.2%	128
3		17.0%	47
4		2.5%	7
5+		0.0%	0
		answered question	277
		skipped question	1



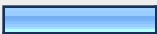
2. Where does your child currently attend school? Check all that apply.			
		Response Percent	Response Count
A public school in Mission		89.8%	238
A public school in another school district		3.8%	10
A private school in Mission		1.9%	5
A private school outside of Mission		3.0%	8
Does not attend school yet		4.9%	13
Other (please specify)		4.9%	13
		answered question	265
		skipped question	13

3. Which elementary school is designated as your catchment area or neighbourhood school?			
		Response Percent	Response Count
Albert McMahon Elementary		18.8%	49
Cherry Hill Elementary		6.5%	17
Christine Morrison Elementary		10.0%	26
Deroche Elementary		1.2%	3
Dewdney Elementary		5.4%	14
Durieu Elementary		4.2%	11
Edwin S. Richards Elementary		10.4%	27
Hatzic Elementary		9.2%	24
Hillside Elementary		10.8%	28
Mission Central Elementary		3.8%	10
Silverdale Elementary		4.6%	12
West Heights Elementary		5.0%	13
Windebank Elementary		11.9%	31
		<i>answered question</i>	260
		<i>skipped question</i>	18

4. Which secondary school is designated as your catchment area or neighbourhood school?			
		Response Percent	Response Count
Hatzic Secondary		35.4%	92
Heritage Park Secondary		35.4%	92
Mission Secondary		30.0%	78
		<i>answered question</i>	260
		<i>skipped question</i>	18

5. What school(s) does your child/children attend? Check all that apply.			
		Response Percent	Response Count
Albert McMahon Elementary		7.5%	18
Cherry Hill Elementary		3.3%	8
Christine Morrison Elementary		16.2%	39
Deroche Elementary		0.4%	1
Dewdney Elementary		6.2%	15
Durieu Elementary		1.2%	3
Edwin S. Richards Elementary		9.1%	22
Hatzic Elementary		8.3%	20
Hillside Elementary		5.0%	12
Mission Central Elementary		3.3%	8
Silverdale Elementary		3.7%	9
West Heights Elementary		1.2%	3
Windebank Elementary		12.0%	29
Hatzic Secondary		10.4%	25
Heritage Park Secondary		18.7%	45
Mission Secondary		18.7%	45
Summit Learning Centre		2.1%	5
Riverside College		0.8%	2
		<i>answered question</i>	241
		<i>skipped question</i>	37



6. Knowing that you would be responsible for your child's transportation, would you register your child at another elementary school in Mission that offered the following opportunities? Check all that apply.



		Response Percent	Response Count
A fully integrated arts curriculum (music,drama,dance,digital arts)		69.5%	130
A traditional school approach (including school uniforms)		51.3%	96
Other		23.0%	43
		Other (please specify)	61
		answered question	187
		skipped question	91




7. If your child currently attends a private school, would you enroll your child/children in the public school system if public schools in Mission offered the choices noted in question #6?

		Response Percent	Response Count
Yes		58.5%	38
No		41.5%	27
		answered question	65
		skipped question	213

8. Does your child currently ride a school bus?

		Response Percent	Response Count
Yes		18.9%	48
No		81.5%	207
		answered question	254
		skipped question	24

9. Does current procedure require you to pay a fee for your child to ride a school bus?			
		Response Percent	Response Count
Yes		34.2%	69
No		66.3%	134
		<i>answered question</i>	202
		<i>skipped question</i>	76

10. Knowing that there is no requirement for school districts to provide transportation services, would you support an unrestricted, user-pay system for all students wishing to access busing?			
		Response Percent	Response Count
Yes		55.7%	141
No		33.2%	84
Other (please specify)		11.1%	28
		<i>answered question</i>	253
		<i>skipped question</i>	25

11. If the school district were to create partnerships with registered child care providers to provide user-pay, before and after school care at our elementary schools, would you use this service?			
		Response Percent	Response Count
Yes		35.5%	89
No		53.8%	135
Other (please specify)		10.8%	27
		<i>answered question</i>	251
		<i>skipped question</i>	27

12. Comments/Concerns		
		Response Count
		98
	<i>answered question</i>	98
	<i>skipped question</i>	180